

## 3<sup>rd</sup> Batch of

### “INDUSTRIAL AUTOMATION THREE-WEEK INTERNSHIP PROGRAM”

#### Day wise Training Schedule

Day	Training	Name of Expert	Schedule
Day-1 (07/10/2021)	Inauguration & PLC	Miss. Urvi Shah	<ul style="list-style-type: none"> <li>• Morning Session (11 AM to 12 PM): Inauguration</li> <li>• Afternoon Session (12 PM to 1 PM): Introduction with students.</li> <li>• Lunch time: 1 PM to 2 PM</li> <li>• Afternoon Session: (2 PM to 4 PM): Technology Introduction.</li> </ul>
Day-2 (08/10/2021)	PLC Training	Miss. Urvi Shah	<ul style="list-style-type: none"> <li>• Morning Session (11 AM to 1 PM): Fundamentals session.</li> <li>• Lunch time: 1 PM to 2 PM</li> <li>• Afternoon Session: (2 PM to 4 PM): Fundamentals session.</li> </ul>
Day-3 (11/10/2021)	PLC Training	Miss. Urvi Shah	<ul style="list-style-type: none"> <li>• Morning Session (11 AM to 1 PM): Basic Practical's Session.</li> <li>• Lunch time: 1 PM to 2 PM</li> <li>• Afternoon Session: (2 PM to 4 PM): Basic Practical's Session.</li> </ul>
Day-4 (12/10/2021)	PLC Training	Miss. Urvi Shah	<ul style="list-style-type: none"> <li>• Morning Session (11 AM to 1 PM): Software Introduction Session.</li> <li>• Lunch time: 1 PM to 2 PM</li> <li>• Afternoon Session: (2 PM to 4 PM): Software connection session.</li> </ul>
Day-5 (13/10/2021)	PLC Training	Miss. Urvi Shah	<ul style="list-style-type: none"> <li>• Morning Session (11 AM to 1 PM): Advance Theory Session.</li> <li>• Lunch time: 1 PM to 2 PM</li> <li>• Afternoon Session: (2 PM to 4 PM): Advance Practical Session.</li> </ul>
Day-6 (14/10/2021)	Hydraulics Training	Miss. Chitrangi Bhatt	<ul style="list-style-type: none"> <li>• Morning Session (11 AM to 1 PM): Hydraulics Theory</li> <li>• Lunch time: 1 PM to 2 PM</li> <li>• Afternoon Session: (2 PM to 4 PM): Hydraulics Theory.</li> </ul>
Day-7 (15/10/2021)	Hydraulics Training	Miss. Chitrangi Bhatt	<ul style="list-style-type: none"> <li>• Morning Session (11 AM to 1 PM): Introduction of Pumps.</li> <li>• Lunch time: 1 PM to 2 PM</li> </ul>

			<ul style="list-style-type: none"> <li>• Afternoon Session: (2 PM to 4 PM): Introduction of Pumps.</li> </ul>
Day-8 (16/10/2021)	Hydraulics Training	Miss. Chitrangi Bhatt	<ul style="list-style-type: none"> <li>• Morning Session (11 AM to 1 PM): Basic Practical's Session.</li> <li>• Lunch time: 1 PM to 2 PM</li> <li>• Afternoon Session: (2 PM to 4 PM): Basic Practical's Session.</li> </ul>
Day-9 (18/10/2021)	Hydraulics Training	Miss. Chitrangi Bhatt	<ul style="list-style-type: none"> <li>• Morning Session (11 AM to 1 PM): Advance level components theory session.</li> <li>• Lunch time: 1 PM to 2 PM</li> <li>• Afternoon Session: (2 PM to 4 PM): Advance level components theory session.</li> </ul>
Day-10 (19/10/2021)	Hydraulics Training	Miss. Chitrangi Bhatt	<ul style="list-style-type: none"> <li>• Morning Session (11 AM to 1 PM): Advance Practical's session.</li> <li>• Lunch time: 1 PM to 2 PM</li> <li>• Afternoon Session: (2 PM to 4 PM): Advance Practical's session.</li> </ul>
Day-11 (20/10/2021)	Pneumatics Training	Mr. Karamjit Bihola	<ul style="list-style-type: none"> <li>• Morning Session (11 AM to 1 PM): Pneumatics Theory</li> <li>• Lunch time: 1 PM to 2 PM</li> <li>• Afternoon Session: (2 PM to 4 PM): Pneumatics Theory.</li> </ul>
Day-12 (21/10/2021)	Pneumatics Training	Mr. Karamjit Bihola	<ul style="list-style-type: none"> <li>• Morning Session (11 AM to 1 PM): Introduction of Pneumatics Pumps.</li> <li>• Lunch time: 1 PM to 2 PM</li> <li>• Afternoon Session: (2 PM to 4 PM): Introduction of Pneumatics Pumps.</li> </ul>
Day-13 (22/10/2021)	Pneumatics Training	Mr. Karamjit Bihola	<ul style="list-style-type: none"> <li>• Morning Session (11 AM to 1 PM): Basic Practical's Session.</li> <li>• Lunch time: 1 PM to 2 PM</li> <li>• Afternoon Session: (2 PM to 4 PM): Basic Practical's Session.</li> </ul>
Day-14 (25/10/2021)	Pneumatics Training	Mr. Karamjit Bihola	<ul style="list-style-type: none"> <li>• Morning Session (11 AM to 1 PM): Advance level components theory session.</li> <li>• Lunch time: 1 PM to 2 PM</li> <li>• Afternoon Session: (2 PM to 4 PM): Advance level components Practical session.</li> </ul>

Day-15 (26/10/2021)	Sensor Training	Mr. Pratik Zaveri	<ul style="list-style-type: none"> <li>• Morning Session (11 AM to 1 PM): Introduction of Sensors.</li> <li>• Lunch time: 1 PM to 2 PM</li> <li>• Afternoon Session: (2 PM to 4 PM): Introduction of different types of sensors.</li> </ul>
Day-16 (27/10/2021)	Sensor Training	Mr. Pratik Zaveri	<ul style="list-style-type: none"> <li>• Morning Session (11 AM to 1 PM): Basic Practical's Session.</li> <li>• Lunch time: 1 PM to 2 PM</li> <li>• Afternoon Session: (2 PM to 4 PM): Basic Practical's Session.</li> </ul>
Day-17 (28/10/2021)	Sensor Training	Mr. Pratik Zaveri	<ul style="list-style-type: none"> <li>• Morning Session (11 AM to 1 PM): Combined Practical performance.</li> <li>• Lunch time: 1 PM to 2 PM</li> <li>• Afternoon Session: (2 PM to 4 PM): Software based practical Performances.</li> </ul>
Day-18 (29/10/2021)	Sensor Training	Mr. Pratik Zaveri	<ul style="list-style-type: none"> <li>• Morning Session (11 AM to 1 PM): Software based Combined Practical performance.</li> <li>• Lunch time: 1 PM to 2 PM</li> <li>• Afternoon Session: (2 PM to 4 PM): Software based combined practical Performances.</li> </ul>
	Examination and Valedictory		<ul style="list-style-type: none"> <li>• Morning Session (11 AM to 12 PM): Exam</li> <li>• Afternoon Session: (12 PM to 1 PM): Valedictory.</li> </ul>



**rexroth**  
A Bosch Company

A  
Report  
On  
Third Batch of  
“INDUSTRIAL AUTOMATION THREE-WEEK  
INTERNSHIP PROGRAM”

*Date: 30' October 2021*



*Venue: Graduate School of Engineering and Technology.*

*Academic Block-5, GTU Chandkheda Campus, Near Visat three-roads, Visat-Gandhinagar Highway, Chandkheda, Ahmedabad 382424, Gujarat.*

The Third batch of “INDUSTRIAL AUTOMATION THREE-WEEK INTERNSHIP PROGRAM” was held at Bosch center of excellence in Automation, from 7<sup>th</sup> to 29<sup>th</sup> October 2021. There have been 20 students from various colleges had participated during this training. For that, we had an inauguration function on 7<sup>th</sup> October 2021 at the training venue “Bosch Center of Excellence in Automation”

Where Registrar GTU, Dr. S.D.Panchal Director of GSET, had attended the program. The day was started with Digital light lamping and Sarasvati Vandana. Afterward, we move forward to sing a GTU song.

Industrial expert had welcomed with a memento, Where Registrar welcomed industrial expert Miss. Urvi Shah to thank them for to be present at the program.

Then Dr. S.D.Panchal director of GSET, had given a welcome speech to encourage the Students. He also taught the importance of practical knowledge while we are working in industries.

Afterwards, we had a chance to listen Registrar GTU, where he discuss how to prepare own self for upcoming challenges in technological era.

In this three-week internship program students have learned about the four major technologies. Which are widely used and highly in demand nowadays like,

1. Hydraulics
2. Pneumatics
3. Sensors
4. Programmable Logic Controller (PLC)

We’ve arranged the training on Programmable Logic Controller (PLC) under guidance of Miss. Urvi Shah Students get familiar with technology from starch. Where they learnt how to draw ladder diagram, how to identify flow and how to create circuit diagram from the provided aim. After getting this theoretical knowledge students get hands on trial to connect PLC hardware with the PC, at last they are able to create circuit diagram and ladder diagram from the provided aim as well as they are able to perform the same task on hardware itself.

Hydraulics lab had taken by Miss. Chitrangi Bhatt, where firstly all students have learned about the fundamentals of Hydraulics also as get in-tuned with all related equipment’s and also learned the way to use them to satisfy the requirements, afterward they did hands-on practical’s to urge more and more about this technology. At last, fruitful discussion done by the expert over how we will use this technology to form our work easier and the way we will interact this technology with other technology.

Afterwards, students learnt about Pneumatics where students had to urge conversant in this technology by the assistance of Mr. Rishabh Pandya sir, He taught deeply about this technology like everything about valves, drivers, the instant of valves (Horizontally and vertically). He also taught the way to manage the pressure and the way how to use cylinders. He had clear all the queries of the Students When students are performing practical by own selves. At last, they did stimulating discussion over how we will modify or attach this

technology with other technologies to beat over needs and the way we will make our work easier by this technology.

At last sensors taught by Mr. Pratik Gandhi. Firstly he gave knowledge about the sensors with best within the class presentation where students learned what's a sensor, Why they're used, How they work and lots of more..., then he taught students how we will identify the sensors (As they vary consistent with the values and use) and the way we will sense anything by using sensors, Students get a particular idea and know the facility of the sensors after performing practical's by own selves.

They have many answers and thoughts in their minds regarding the questions which are asked by the experts. Question like how we will make our life easier by using this technology? And the most interesting question is how we can stick these all technologies together to beat our future needs.

At the end of the internship program, Industrial expert arranged an exam for the students on 29<sup>th</sup> October 2021 at 1:00 PM to see out what proportion knowledge they gain during the Internship program.

On 29<sup>th</sup> October 2021, we had a valedictory program where certificate distribution program held. On this occasion, Dr. S. D. Panchal, Dr. R. A. Thakker and Miss. Chitrangi Bhatt were present to discuss about student's experience during the training program.

At that point we gave the primary chance to the Students to share their experience of this educational program, at that moment we got some specialized comments and a few suggestions.

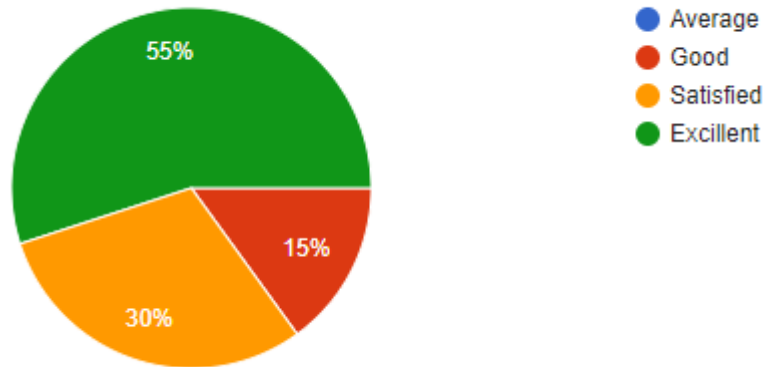
After that, we had a golden opportunity to concentrate to Dr. S. D. Panchal, Director of GSET gave a stimulating speech where he focuses on how we can improve our limits and the way we can push up our selves to learn new technologies. Moreover, we had chance to listen Dr. R.A.Thakker, Where he thank students for their right decision to attend the fruitful program and He had done discussion with students over their true feedbacks and gave some useful tips to urge success in life.

Vote of thanks speech given by Prof. Margam Suthar and wished good luck to all or any of the Students for his or her bright future from the entire Gujarat Technological University family.

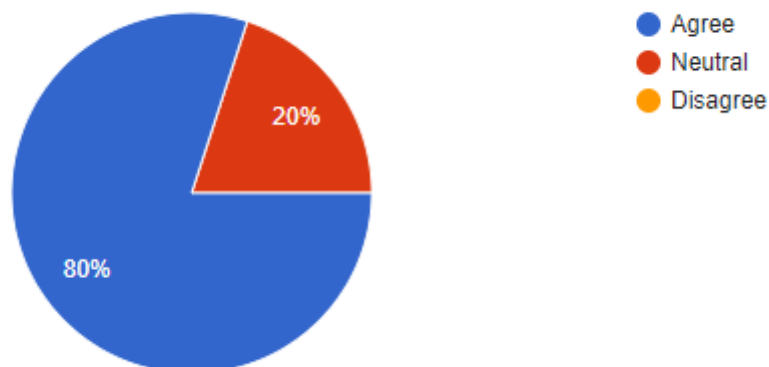
# 3<sup>rd</sup> Batch of “Industrial Automation Internship Program” Participants Feedback

Total No of Participants: 20

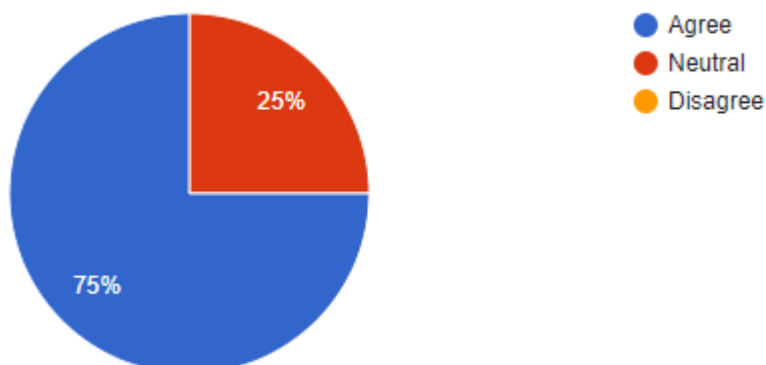
Q-1. Quality of content delivered during the program:



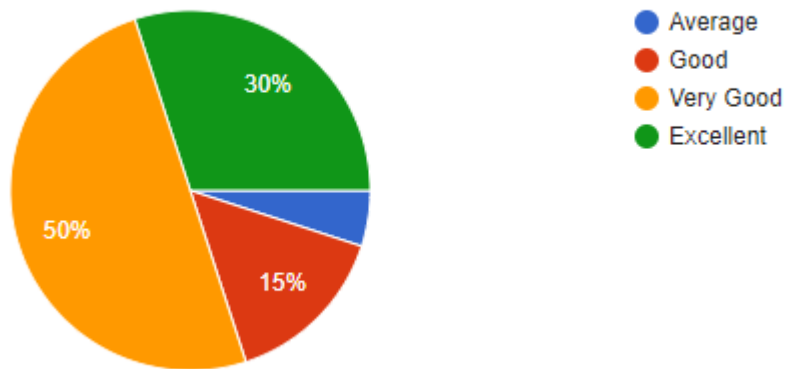
Q-2. The training objectives were met:



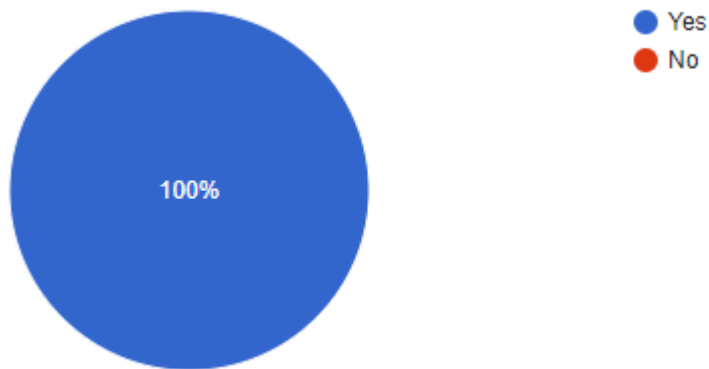
Q-3. The trainer was well prepared:



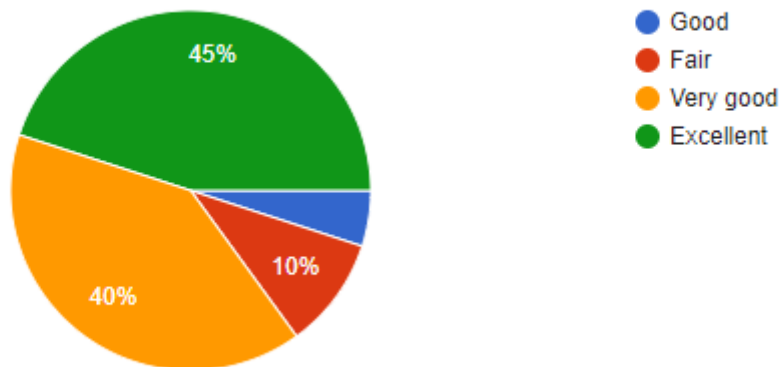
Q-4. Quality of Hands -on Session:



Q-5. Are you satisfied with content covered & schedule during the internship program?

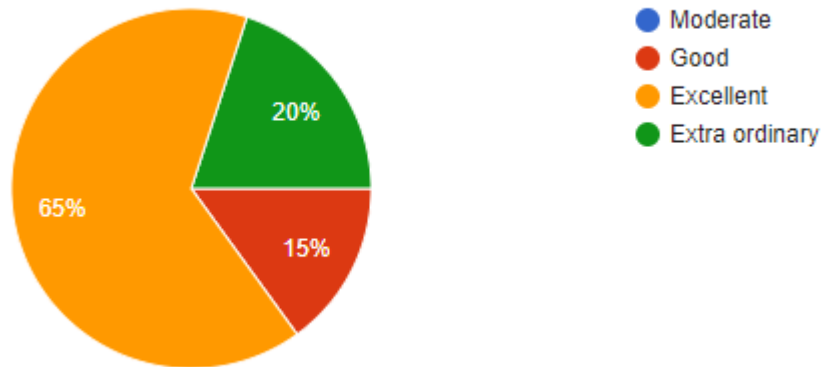


Q-6. Arrangement of lab equipment and facilities have provided at Lab:

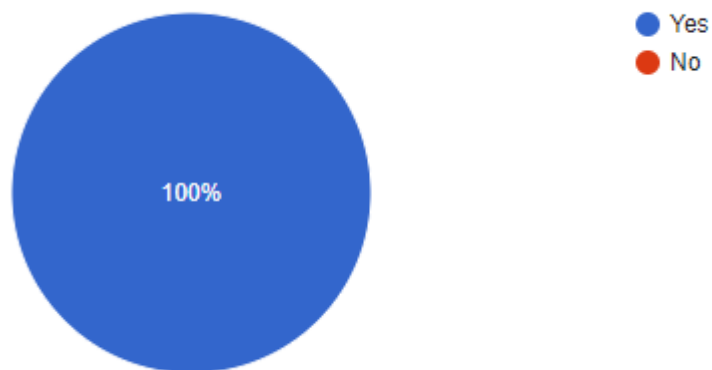




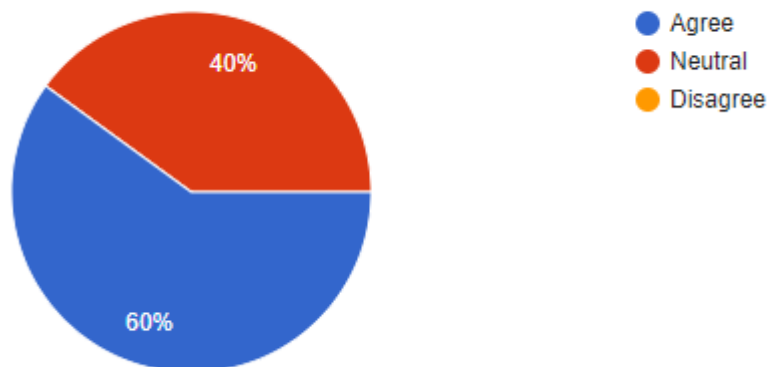
Q-7. Quality of the service provided by the authorities?



Q-8. Will you refer this "Industrial Automation Three- Week Internship Program" to your friends?



Q-9 The Time allotted for the training was sufficient:



# Industrial Automation Internship Program Photographs

## Inauguration function:



Inauguration Function photographs where morning starts with light lamping after that Registrar GTU, had given a moment to industrial expert, Dr. S.D.Panchal welcomed students to the program.

## Hydraulics Lab:



Some of the unforgettable memories of Hydraulics lab where students are performing hands on practical and getting deep knowledge of the technology.

## Pneumatics Lab:



Here are some of the pictures from Pneumatics lab where group wise personal practical teaching given by an expert to enhance student's practical knowledge over the technology.

## Sensor Lab:



Here we can see Mr. Pratik Gandhi is teaching all basics about the sensors to the students on projector. After getting vast knowledge students are performing practical's by own self.

## PLC Lab:



Have a glance over some of the Pictures of PLC lab, where we can see faculty is teaching basics and in other picture students are explaining practical outputs to help each other

## Valedictory Program:



Here, are some of the precious photographs of Valedictory program where Dr. S.D. Panchal Director of GSET, did discussion with the students over their experience during the program. After thought, Miss. Chitrangi Bhatt declared results and we had a certificate distribution program. At the end of the day Pro. Margam Suthar had given vote of thanks speech.